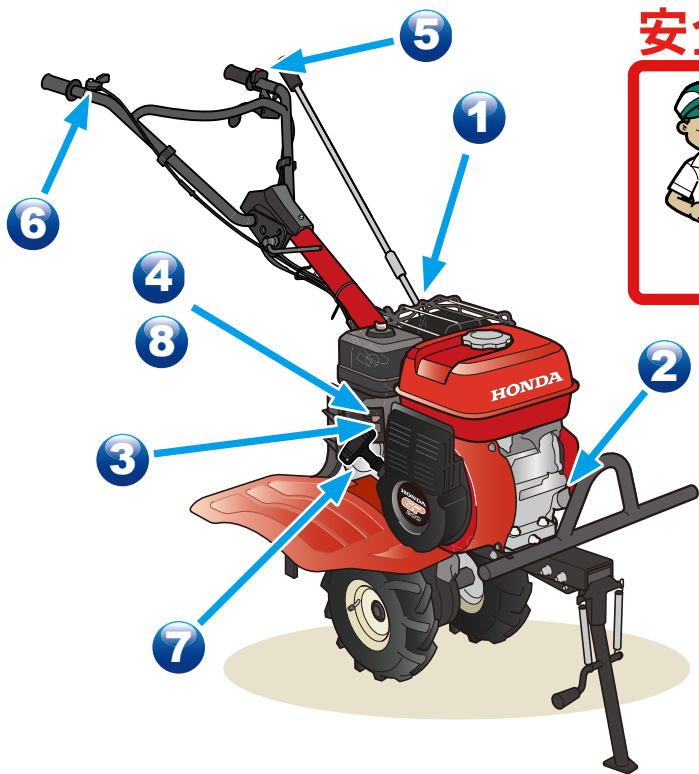
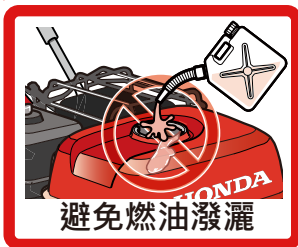




* 操作農耕機之前請詳細閱讀並確實瞭解本使用說明書

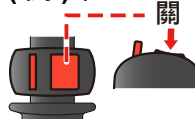


安全注意事項

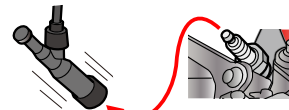


處理齒具之前

1 引擎開關在 OFF (關) 位置



2 拆下火星塞蓋



3 燃油閥在 OFF (關) 位置



4 戴上厚手套



清理耕作區域



避開轉動的齒具



使用於注滿水的農田

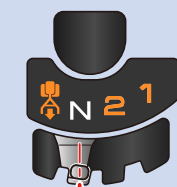


不可堵塞或讓水進入這個孔



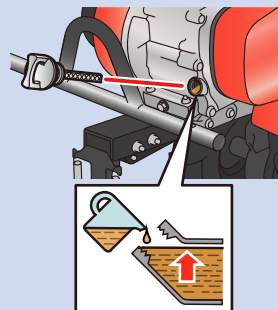
如何起動

1 檔位選擇



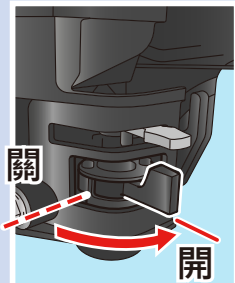
空檔位置

2 檢查引擎機油

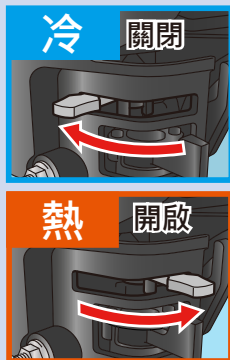


SAE 10W-30
最大 0.6 l

3 燃油閥開啟



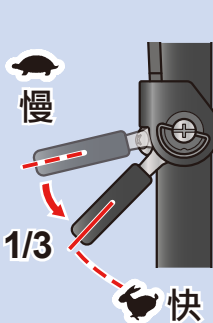
4 阻風門



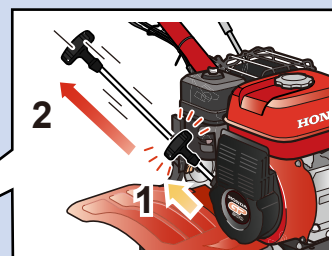
5 引擎開關開啟



6 油門控制桿



7 啟動



8 阻風門開啟



如何熄火

1 N → 6 慢 → 5 關 → 3 關